

Learn to Read Game: Long Vowel Teams


Get ready to have fun while learning to read!

This game is part of a series developed to practice beginning reading skills. Adults, be sure to read through the directions and information before playing together. It will give you lots of tips to enhance learning!

Included in this file are all of the directions you will need to create this learning game. It is formatted to fit on a plastic pencil case like you might find at the dollar store, but an envelope works well too.

Steps:

1. Print out all pages single-sided.
2. Cut out all boxes on purple lines.
3. OPTIONAL: laminate items, affix labels to box
4. Cut the puzzles into pieces between each letter. Get creative with waves and zig zags!
5. Put directions, info page, and other materials into your box or envelope.
6. Have lots of fun!



Long Vowel Teams

pāint →

The letter **a** makes the long vowel sound, while the letter **i** is silent.

cōat →

The letter **o** makes the long vowel sound, while the letter **a** is silent.

A vowel team is when two vowels work together to make one sound.

The vowel teams that we will be working with in this activity all make the long vowel sound.

A long vowel sound is pronounced the same as its letter name.

In most cases, the vowel sound that is pronounced as its name is the first vowel in the vowel team.

Such as in the word **team**: the "e" says the long sound, while we don't hear the "a".

Long Vowel Teams



green paint

Long Vowel
Teams

Long Vowel
Teams


Long Vowel
Teams

Long Vowel
Teams

Directions

- Complete the puzzles to uncover the picture and word.
- Each word contains a **vowel team** that makes a long vowel sound.
- After solving the puzzle, read the word and discuss the sound that the vowel team makes.

n
i
g
h
t



t


e

a

m




r o a d




t r a i n

money




grow



jeep

Y a b r d s



f r i e s



a r g u e