

# Learn to Read Game: Beginning Digraphs

## Get ready to have fun while learning to read!

This game is part of a series developed to practice beginning reading skills. Adults, be sure to read through the directions and information before playing together. It will give you lots of tips to enhance learning!

Included in this file are all of the directions you will need to create this learning game. It is formatted to fit on a plastic pencil case like you might find at the dollar store, but an envelope works well too.

## Steps:

1. Print out all pages single-sided.
2. Cut out all boxes on black lines.
3. OPTIONAL: laminate items, affix labels to box
4. Put directions, info page, and other materials into your box or envelope.
5. Have lots of fun!



# What Are Digraphs?

**Beginning digraphs** are digraphs that come at the beginning of a word.

sheep

chicken

three

whale

Digraphs are **two letters representing one sound**.

For example, when the two letters "s" and "h" are next to each other in print, they no longer make their two individual sounds, but instead, only represent one sound– the sound /sh/.

Other examples of digraphs include  
ch, th, ph, wh, wr.

The digraph "th" actually has two sounds– voiced and voiceless. A voiced "th" occurs when the vocal chords are used to make the sound, while a voiceless "th" occurs when only air passes through the mouth.

Examples of **voiced** "th:" that, them, these, there.

Examples of **voiceless** "th:" think, thin, thank, thought.

# Beginning Digraphs



Beginning  
Digraphs

Beginning  
Digraphs

Beginning  
Digraphs

Beginning  
Digraphs

## Directions

- Place the 3 heading cards out on a table or floor.
- As you go through the picture cards, listen to the digraph sound you hear at the beginning of the word.
- Place the cards under the correct heading based on which digraph you hear. For example, sheep would go under the "Begins with /sh/" card.

Note: This activity focuses on sounds in words. Words on the picture cards are there for adult reference and do not need to read by the child.

Begins with

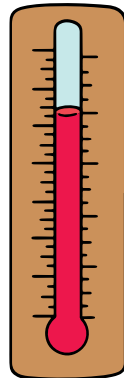
/th/



**Begins with**  
**/sh/**




thermos




thermometer

**Begins with**  
**/ch/**






shark



shell



ship




shirt




shoe




chair



cheese




cherries



chicken



chips



thread



thumb