

# Learn to Read Game: CVC Words


## Get ready to have fun while learning to read!

This game is part of a series developed to practice beginning reading skills. Adults, be sure to read through the directions and information before playing together. It will give you lots of tips to enhance learning!

Included in this file are all of the directions you will need to create this learning game. It is formatted to fit on a plastic pencil case like you might find at the dollar store, but an envelope works well too.

## Steps:

1. Print out all pages single-sided.
2. Cut out on outside line of all boxes. Do not cut inner boxes.
3. OPTIONAL: laminate items, affix labels to box
4. Put directions, info page, and other materials into your box or envelope.
5. Have lots of fun!



# What Are CVC Words?

**CVC words** are words that are made up of a **consonant, vowel, consonant**.

For example: cat, mom, dig, pot.

CVC words are considered **decodable words** because you can easily sound them out. To sound out decodable words, we can use the tap and slide method.

- First, tap the dot under each letter while saying the sound.
- Then, go back to the beginning and slide across the word while blending all the sounds together.

**“Tap and slide”  
method example:**



Tap each dot as  
you say the sound

r e d  
• • •  
/r/ /e/ /d/



Run your finger along  
the arrow as you blend  
the sounds together.

red  
→

Sometimes when children are first learning to read, they may tap each sound correctly, but then blend them back in the wrong order. So what can you do? Model, model, model!

When this happens, model starting at the beginning and sliding all the sounds together. Then have your child read it with you!

# CVC Words



dog  
•••  
→

CVC Words

CVC Words

CVC Words

CVC Words


## Directions

- Place the "Real CVC Words" and "Nonsense CVC Words" heading cards out on a table or floor.
- As you go through the word cards, tap each dot as you say the sound.
- Then, run your finger along the arrow as you blend the sounds together, reading the word.
- Place the cards under the correct heading based on whether the word you read is a real word or a nonsense word. For example, "kiv" would go under the "Nonsense CVC Words" card.



# Nonsense CVC Words

zep




# Real CVC Words


cat




pig




bed




sun




top




rat




tub




mad




pen




fox




bug




him




nap




bip




kiv



zim




het







wup




gub




gaf




yen




wid



yug



taz



pok

